



3. MAKE EASY SALT DOUGH LETTERS!


As easy as it sounds: make letters out of salt dough.
Home-made salt dough is cheap and easy to make, it's soft but doesn't stick and it keeps for up to three months in air-tight containers. Salt dough recipe:

- 2 cups of flour
- 4tsp cream of tartar
- 2tbs vegetable or coconut oil
- airtight bags or containers
- $\frac{3}{4}$ cup of salt
- 2 cups of lukewarm water
- food colouring

If you are only using one colour, add the colour. Cook all the ingredients over a medium heat until they thicken to form a soft ball. Leave to cool and knead until smooth.

Store in an airtight bag or box. If you are using multiple colours, make the dough without any colour. Cook as above. Leave to cool and knead each separate ball inside a plastic bag with a few drops of each colour to prevent staining hands and clothes. Use the salt dough to make letters or words. Use the dough as a base for printing wooden or magnetic letters, or write on it using knitting needles, chopsticks, etc.

for individuals up to large groups



4. DOES BIRD BEGIN WITH K?


Whatever you are doing with your learner(s), point something out (like a bird) and ask them what it is. They tell you, and you then ask "does bird begin with k?" Vary the choice so sometimes you give the right sound and sometimes you don't.

So, "does bird begin with b?" or "does cat begin with g?"

For another level of difficulty, ask "does dog have a in the middle?"
For another level of difficulty, ask about the end letter, so does bird end with p?

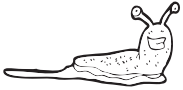
For variety, ask your learner(s) to think one up and ask you/each other the question.

for single learners
for small to medium-sized groups





wordsearch




p	l	u	g	t	u	c
r	c	r	a	b	o	s
s	g	i	n	j	d	w
h	u	l	k	f	a	i
o	v	e	d	r	u	m
p	a	z	b	o	p	e
o	s	l	u	g	t	h

Exercise taken from Fruit Salad activity book 2. ©Fruit Salad Publishing Ltd



wordsearch

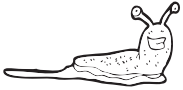


p	l	u	g	t	u	c
r	c	r	a	b	o	s
s	g	i	n	j	d	w
h	u	l	k	f	a	i
o	v	e	d	r	u	m
p	a	z	b	o	p	e
o	s	l	u	g	t	h

Exercise taken from Fruit Salad activity book 2. ©Fruit Salad Publishing Ltd



wordsearch



p	l	u	g	t	u	c
r	c	r	a	b	o	s
s	g	i	n	j	d	w
h	u	l	k	f	a	i
o	v	e	d	r	u	m
p	a	r	b	o	p	e
o	s	l	u	g	t	h

Exercise taken from Fruit Salad activity book 2. ©Fruit Salad Publishing Ltd



wordsearch



p	l	u	g	t	u	c
r	c	r	a	b	o	s
s	g	i	n	j	d	w
h	u	l	k	f	a	i
o	v	e	d	r	u	m
p	a	r	b	o	p	e
o	s	l	u	g	t	h

Exercise taken from Fruit Salad activity book 2. ©Fruit Salad Publishing Ltd



YOU

*are the most
important resource
in the classroom*